


## 2<sup>nd</sup> Grade Summer Reading



Dear New Second Graders,

We are very excited to meet you this September! We want to make sure you will be ready for 2<sup>nd</sup> grade, so over the summer, please complete the following reading assignments:

- Read three **chapter** books and record the title and your favorite part on the "Book Log for Second Grade."
- Complete the attached "Happy Hang-ups" book report for **one** of the chapter books that you read.
- Read the "High Frequency Words in Journeys" aloud to a parent and highlight any words that you don't know. Write each of those words on flashcards and practice reading them.
- If you choose to read more than three books, record them on "My Reading Log," so we can see what busy readers you have been!

Remember to return your completed reading packet, along with the "Happy Hang-ups" book report on the first day of school.

Sincerely,

The Second Grade Teachers

If you have any questions about the summer reading assignment, please email [summerreading@midlandparkschools.k12.nj.us](mailto:summerreading@midlandparkschools.k12.nj.us).

Name \_\_\_\_\_

### Book Log for Second Grade

Book Title	My favorite part of this book was...

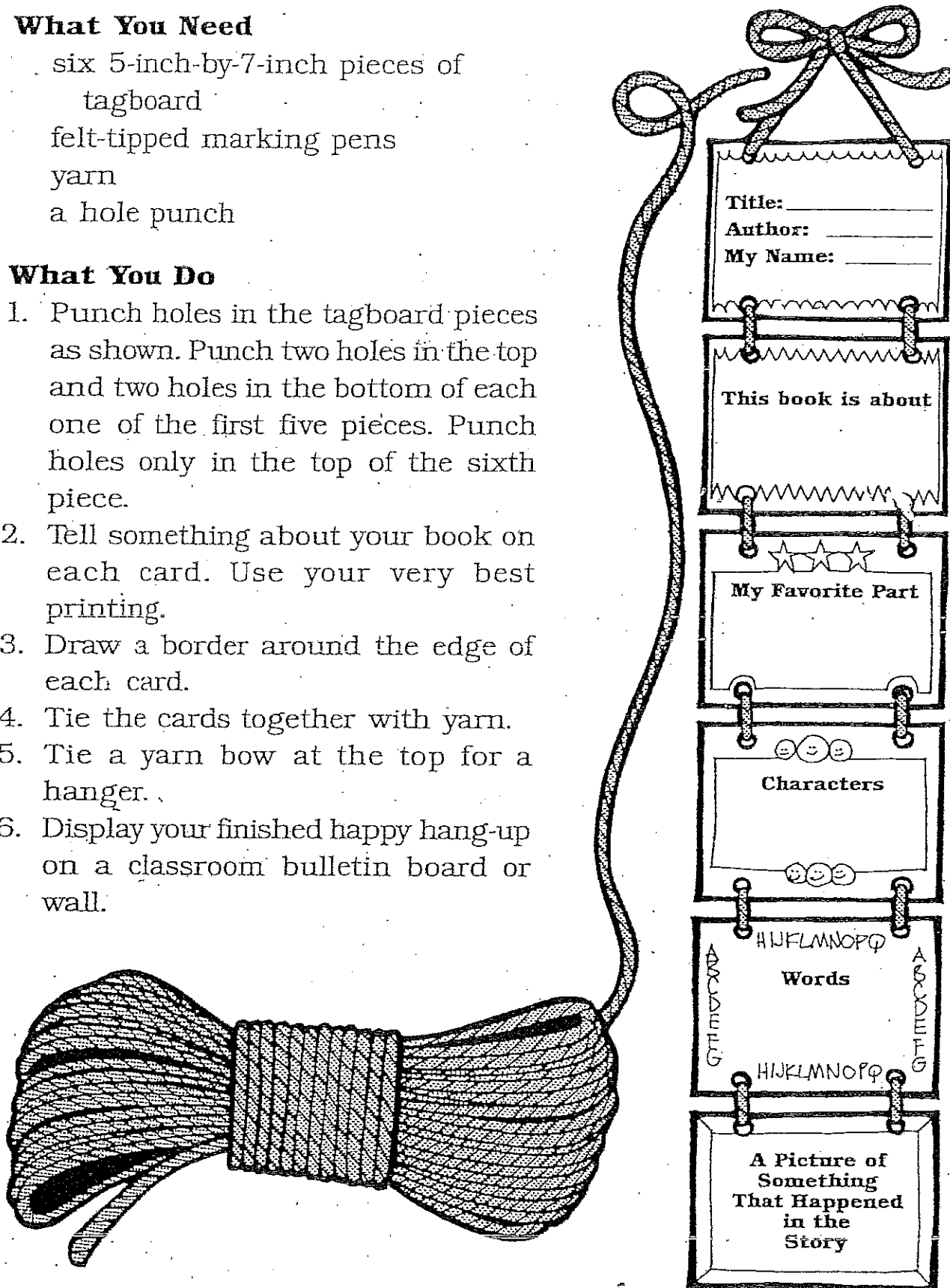
## Happy Hang-ups

### What You Need


- six 5-inch-by-7-inch pieces of tagboard
- felt-tipped marking pens
- yarn
- a hole punch

### What You Do

1. Punch holes in the tagboard pieces as shown. Punch two holes in the top and two holes in the bottom of each one of the first five pieces. Punch holes only in the top of the sixth piece.
2. Tell something about your book on each card. Use your very best printing.
3. Draw a border around the edge of each card.
4. Tie the cards together with yarn.
5. Tie a yarn bow at the top for a hanger.
6. Display your finished happy hang-up on a classroom bulletin board or wall.



## Suggestions to practice sight words at home



- Write the words on flashcards
- Write the words with chalk outside
- Build the words with magnetic letters
- Draw a picture to describe the words
- Read the words to a pet or toy
- Paint the words
- Write the words in sand
- Use the words in a sentence
- Look for the words in a book or newspaper

## High Frequency Words in Journeys: 1<sup>st</sup> Grade

Unit 1	Unit 2	Unit 3	Unit 4	Unit 5	Unit 6
and	away	blue	around	better	above
be	call	cold	because	night	bear
help	come	far	before	<b>pretty</b>	even
play	every	little	bring	<b>saw</b>	pushed
with	hear	live	carry	thought <sup>2</sup>	studied
you	said	their	light	told	surprised
for	animal	water	show	turned	teacher
have	how	where	think	window	toward
he	make	been	about	baby	<b>always</b>
look	of	brown	by	begins	different
too	some	know	car	<b>eight</b>	enough
what	why	never	could	follow	happy
do	her	off	don't	leaving	high
find	now	out	maybe	until	near
funny	our	own	sure	years	once
sing	she	very	there	young	stories
no	today	down	first	<b>again</b>	across
they	would	fall	food	along	ball
all	after	goes	ground	began	cried
does	draw	green	night	boy	head
here	pictures	grow	sometimes	father	heard
me	read	new	these	house	large
my	was	open	under	nothing	second
who	write	yellow	your	<b>together</b>	should
friend	eat	four	done	also	almost
full	give	five	great	anything	any
good	one	into	laugh	flower	behind
hold	put	over	paper	<b>kind</b>	gone
many	small	starts	soon	places	happened
pull	take	<b>three</b>	talk	ready	hello
		<b>two</b>	<b>were</b>	upon	idea
		watch	<b>work</b>	<b>warm</b>	leaves
		bird	door	buy	should
		<b>both</b>	more	city	brothers
		eyes	mother	family	everyone
		<b>fly</b>	<b>old</b>	<b>myself</b>	field
		<b>long</b>	<b>try</b>	party	loved
		or	<b>use</b>	<b>please</b>	most
		<b>those</b>	<b>want</b>	school	<b>only</b>
		walk	<b>wash</b>	<b>seven</b>	people
					sorry

